
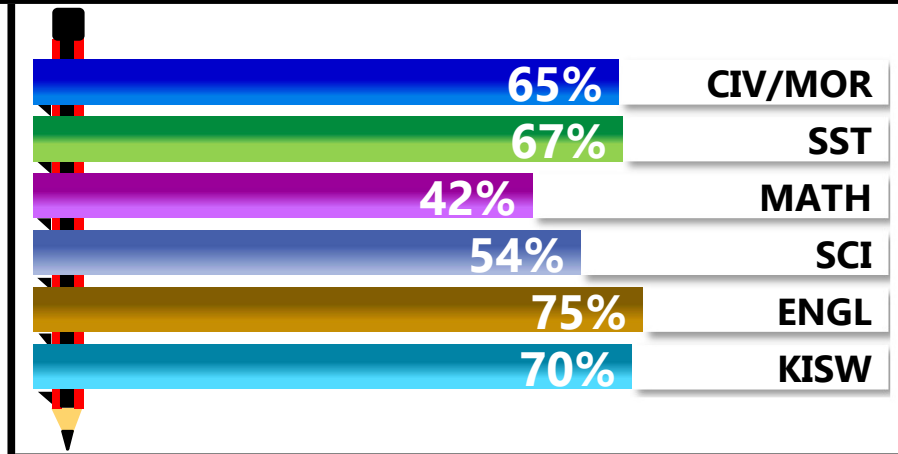




		<h1>MWALIMU ANNA</h1>			
REGION: ARUSHA		SCHOOL AVERAGE	186.5	OVERALL GRADE	
DISTRICT: KARATU				Category	
ABOVE 40					

SUBJECT PERFORMANCE ANALYSIS

SUBJECT NAME	AVG	%	RNK	
ENGLISH	37.4	75%	1	
KISWAHILI	35.1	70%	2	
SOCIAL STUDIES	33.4	67%	3	
CIVIC & MORAL	32.7	65%	4	
SCIENCE	26.8	54%	5	
MATHEMATICS	21.1	42%	6	
BOYS/GIRLS PASS RATE		STD	AVG	%
BOYS		23	0.38	38%
GIRLS		39	0.62	62%



GRADE ANALYSIS SUMMARY					
SUBJECT NAME/GRADE	A	B	C	D	E
MATHEMATICS	0	7	24	29	2
KISWAHILI	6	43	12	1	0
ENGLISH	18	39	5	0	0
SCIENCE	0	17	39	6	0
SOCIAL STUDIES	12	31	15	4	0
CIVIC AND MORAL	4	35	21	1	0
OVERALL GRADE ANALYSIS		NO.	SEATED	%	
A	1	61	2%		
B	32		52%		
C	28		46%		
D	1	1	2%		
E	0		0%		

BOYS VS GIRLS PASSRATE (%)		
 38%	VS	 62%
 BOYS		 GIRLS
OVERALL PERFORMANCE ANALYSIS		
REGISTERED	62	100%
SEATED	62	100%
ABSENTEES	0	0%
PASSED	61	98%
FAILED	1	2%

INDEX	NAME	SEX	MATHEMATICS		KISWAHILI		ENGLISH		SCIENCE		SOCIAL STUDIES		CIVIC & MORAL		TOTAL	AVERAGE	OVERALL GRADE	SCH POSITION	OVERALL POSITION
1	CAREEN SAMWEL SIMWALA	F	35	B	46	A	43	A	38	B	45	A	39	B	246	41	A	1	122
2	ESTHER HUMPHREY KADUGA	F	33	B	48	A	43	A	35	B	46	A	35	B	240	40	B	2	162.5
3	AYUBU HAMISI SAIDI	M	31	B	38	B	43	A	39	B	46	A	41	A	238	40	B	3.5	181
4	BARAKA JULIUS OLOBOSEKI	M	35	B	38	B	42	A	39	B	42	A	42	A	238	40	B	3.5	181
5	LUTUFYO PETER MWAIJANDE	M	35	B	38	B	41	A	32	B	44	A	40	B	230	38	B	5	246
6	AKIM CHARLES LYIMO	M	29	C	40	B	44	A	37	B	36	B	42	A	228	38	B	6	264
7	JUMA HASSAN RAMADHAN	M	37	B	40	B	39	B	32	B	35	B	42	A	225	38	B	7	290
8	ELIZABETH KANUTI ERNEST	F	30	C	39	B	41	A	31	B	43	A	38	B	222	37	B	8	312.5
9	ABDUL SHABAN MOHAMED	M	21	C	43	A	38	B	38	B	41	A	37	B	218	36	B	9	348
10	SILAS MASINGISA MOLLEL	M	29	C	40	B	41	A	31	B	41	A	35	B	217	36	B	10	359
11	ALOLA PIUS RWIZA	F	28	C	40	B	42	A	27	C	40	B	39	B	216	36	B	11	375
12	MARTHA JOSEPH GWANDU	F	31	B	35	B	40	B	35	B	36	B	37	B	214	36	B	12	396.5
13	MAGRETH JOSEPH MASWE	F	28	C	40	B	38	B	31	B	41	A	35	B	213	36	B	13	404.5
14	MARIA MARTIN BATHOLOMEO	F	21	C	42	A	41	A	32	B	39	B	36	B	211	35	B	15	427.5
15	NAVURI MUSSA CHIKWAO	F	22	C	41	A	43	A	25	C	41	A	39	B	211	35	B	15	427.5
16	NESERIAN EMMANUEL MOLLEL	F	24	C	37	B	42	A	31	B	38	B	32	B	204	34	B	16	516
17	MAJID ALPHAN SELEMANI	M	25	C	33	B	40	B	27	C	39	B	38	B	202	34	B	17	545.5
18	SEREMONI LAWRENCE MOLLEL	M	15	D	35	B	41	A	30	C	42	A	38	B	201	34	B	18	559.5
19	ELIA CHARLES PETER	M	22	C	31	B	41	A	30	C	38	B	38	B	200	33	B	19	574.5
20	FLORA DOMINIC SULLE	F	23	C	36	B	41	A	23	C	37	B	37	B	197	33	B	21	607.5
21	JOYCE JOSEPH PETER	F	22	C	37	B	40	B	25	C	35	B	38	B	197	33	B	21	607.5
22	BENEDICT PAULO KITELEKI	M	29	C	39	B	32	B	30	C	33	B	33	B	196	33	B	23	622.5
23	IRENE EMANUEL PASCHALI	F	20	D	36	B	41	A	22	C	41	A	36	B	196	33	B	23	622.5

INDEX	NAME	SEX	MATHEMATICS		KISWAHILI		ENGLISH		SCIENCE		SOCIAL STUDIES		CIVIC & MORAL		TOTAL	AVERAGE	OVERALL GRADE	SCH POSITION	OVERALL POSITION
24	OBADIA OLAVU BEHILE	M	27	C	38	B	33	B	28	C	35	B	35	B	196	33	B	23	622.5
25	STELLA ELIBARIKI MICHAEL	F	22	C	40	B	44	A	23	C	33	B	33	B	195	33	B	26	638
26	WILBERT WILLIUM OLEBANGUTI	M	16	D	34	B	38	B	32	B	39	B	36	B	195	33	B	26	638
27	SARAH MAULID OMARY	F	12	D	43	A	37	B	26	C	39	B	37	B	194	32	B	27	648.5
28	FLORENCE LONGIDA RASIAN	F	22	C	35	B	37	B	29	C	32	B	37	B	192	32	B	28	672.5
29	MONICA JACKSON JOHN	F	20	D	35	B	38	B	27	C	37	B	33	B	190	32	B	29	704
30	DANIEL DAVID OKATTA	M	21	C	33	B	36	B	33	B	32	B	33	B	188	31	B	31	731
31	GYMSON ZACHARIA KIMALI	M	23	C	37	B	39	B	26	C	33	B	30	C	188	31	B	31	731
32	NEEMA RICHARD LAIZER	F	17	D	38	B	42	A	23	C	34	B	33	B	187	31	B	32	742
33	PRECIOUS GREYSON BRAYSON	F	20	D	32	B	38	B	23	C	39	B	32	B	184	31	B	33	798
34	NOREEN NOVATUS MAPESA	F	22	C	37	B	35	B	26	C	32	B	30	C	182	30	C	34	824
35	ESTER JOSIAH SIFUNI	F	19	D	32	B	40	B	27	C	32	B	31	B	181	30	C	36	838
36	PRECIOUS MICHAEL NGOKA	F	18	D	37	B	36	B	25	C	34	B	31	B	181	30	C	36	838
37	ANDREA STANLAY MARTIN	M	14	D	29	C	37	B	30	C	33	B	35	B	178	30	C	37	875.5
38	NAVONEIWE KATAVO	F	22	C	38	B	35	B	27	C	27	C	28	C	177	30	C	38	886.5
39	CATHERINE JOHN PAULO	F	17	D	36	B	36	B	29	C	28	C	30	C	176	29	C	40	899
40	LATIPHA LEORNARD MWAKANG'	F	19	D	32	B	33	B	31	B	32	B	29	C	176	29	C	40	899
41	GLORY STEVEN MISIGARO	F	17	D	36	B	36	B	21	C	30	C	32	B	172	29	C	41	951
42	ALOYCE STEVEN KAWISHE	M	22	C	28	C	39	B	24	C	27	C	31	B	171	29	C	42	969
43	CHARITY JULIUS MICHAEL	F	23	C	35	B	36	B	17	D	32	B	27	C	170	28	C	44	985
44	MARIA ELIAS NDURWAI	F	27	C	36	B	34	B	12	D	33	B	28	C	170	28	C	44	985
45	MELANIA JOSEPH MADIRISHA	F	19	D	29	C	28	C	24	C	34	B	34	B	168	28	C	45	1012

INDEX	NAME	SEX	MATHEMATICS		KISWAHILI		ENGLISH		SCIENCE		SOCIAL STUDIES		CIVIC & MORAL		TOTAL	AVERAGE	OVERALL GRADE	SCH POSITION	OVERALL POSITION
46	EMANUEL EDWARD NAISUMASHI	M	18	D	29	C	33	B	26	C	31	B	30	C	167	28	C	47	1027
47	NEEMA JULIUS OLOBOSEKI	F	19	D	29	C	37	B	23	C	33	B	26	C	167	28	C	47	1027
48	FAUSTA YOBU MAGEHEMA	F	17	D	32	B	36	B	25	C	28	C	26	C	164	27	C	49	1064.5
49	JUDITH KILIAN MWANYALO	F	18	D	29	C	35	B	28	C	28	C	26	C	164	27	C	49	1064.5
50	ALFRED BERNARD MROSO	M	12	D	28	C	37	B	25	C	23	C	38	B	163	27	C	50	1077
51	CAREEN YUDA MMBANDO	F	13	D	37	B	36	B	23	C	26	C	27	C	162	27	C	51	1090.5
52	ANDREW MATEY KIMARIO	M	19	D	36	B	30	C	22	C	27	C	26	C	160	27	C	53	1110.5
53	ANGEL EVODI LYAMUYA	F	11	D	27	C	39	B	23	C	30	C	30	C	160	27	C	53	1110.5
54	HELLEN ALEX MRAMBA	F	15	D	35	B	36	B	23	C	26	C	20	D	155	26	C	54	1159
55	DEBORA PETER SUMBIZI	F	16	D	34	B	37	B	18	D	19	D	30	C	154	26	C	55	1168.5
56	MAUREEN DEOGRATIUS	F	13	D	33	B	33	B	19	D	28	C	22	C	148	25	C	57	1233.5
57	REBECCA SHARIFF KISAE	F	13	D	40	B	33	B	14	D	25	C	23	C	148	25	C	57	1233.5
58	MICHAEL CHRITOPHER MOLLEL	M	14	D	22	C	34	B	21	C	20	D	31	B	142	24	C	59	1285.5
59	STEPHEN EDES SHAYO	M	9	E	30	C	30	C	23	C	22	C	28	C	142	24	C	59	1285.5
60	GLORY EMMANUEL KIPIMO	F	20	D	20	D	32	B	26	C	17	D	26	C	141	24	C	60	1300
61	JYMSON PATRIC ISMAIL	M	11	D	25	C	28	C	23	C	25	C	25	C	137	23	C	61	1335.5
62	ESTHER SULEMANI MAGANGA	F	4	E	29	C	29	C	15	D	17	D	23	C	117	20	D	62	1464